


- Dry ceramic sensor
- Ranges from 400 mbar to 250 bar
- Accuracy $\leq 0,5\%$
- Compact and rugged design
- Protection rating IP 67
- Analog output: 4...20 mA, 2-wire
0,5...4,5 V, 0...5 V, 0...10 V, 3-wire



OEM Pressure Transmitter P 9

Technical data:

Range:	0...0,4 bar to 0...250 bar
Output signal:	4...20 mA, 2-wire 0,5...4,5 V, 3-wire ratio-metric 0...5 V, 0...10 V, 3-wire
Accuracy:	$\leq \pm 0,5\%$ FS @ 25°C
Response time:	200 ms (other on request)
Supply voltage:	9...30V DC, 20 mA/5V output 5V DC, 0,5...4,5 V output 15...30V DC, 10 V output
Ambient temperature:	-25...80 °C
Process temperature:	-25...100 °C
Temperature coeff.:	$\leq \pm 0,03\%$ FS/K (zero) $\leq \pm 0,02\%$ FS/K (span)
Long term stability:	$\leq \pm 0,5\%$ FS p. a.
Process connection:	stainless steel 1.4404 or brass
Housing:	stainless steel 1.4301 or brass
Protection class:	IP 67
Sensor:	ceramic AL ₂ O ₃
Electrical connection:	M12, 4-pin connector, 1m cable

Nöding

Meßtechnik

Pressure Ranges

pressure range	gauge pressure	overload (bar)
-1...0 bar	D4	4 bar
0...0.4 bar	03	2 bar
0...0.5 bar	B7	2 bar
0...0.6 bar	04	2 bar
0...1 bar	05	4 bar
0...1.6 bar	06	4 bar
0...2 bar	B3	4 bar
0...2.5 bar	07	10 bar
0...4 bar	08	10 bar
0...5 bar	F1	10 bar
0...6 bar	09	20 bar
0...10 bar	10	40 bar
0...16 bar	11	40 bar
0...20 bar	B5	40 bar
0...25 bar	12	100 bar
0...40 bar	13	100 bar
0...50 bar	F3	100 bar
0...60 bar	14	200 bar
0...100 bar	15	200 bar
0...160 bar	16	400 bar
0...200 bar	F5	400 bar
0...250 bar	17	600 bar
0...30 psi	H5	60 psi
0...50 psi	H6	120 psi
0...60 psi	H7	120 psi
0...100 psi	H8	300 psi
0...150 psi	H9	300 psi
0...200 psi	J1	600 psi
0...300 psi	J2	600 psi
0...500 psi	J3	1500 psi
0...600 psi	J4	1500 psi
0...750 psi	J5	1500 psi
0...1000 psi	J6	3000 psi
0...1500 psi	J7	3000 psi
0...2000 psi	J8	6000 psi
0...3000 psi	J9	6000 psi

Ordering code

Output signal

- 0 without amplifier (bridged output)
- 1 0...10 V 3-wire
- 4 4...20 mA 2-wire
- 7 1...6 V 3-wire
- 8 0...5 V 3-wire

Range

See table on the left
99 other (on request)

Process connection and material

- D G1/4 m, DIN 3852, 1.4404
- DN 1/4-18 NPT, 1.4404
- 9 other (on request)

Sensor seal

- 1 FPM (Viton) Standard
- 2 NBR (Nitril)
- 3 EPDM
- 9 other (on request)

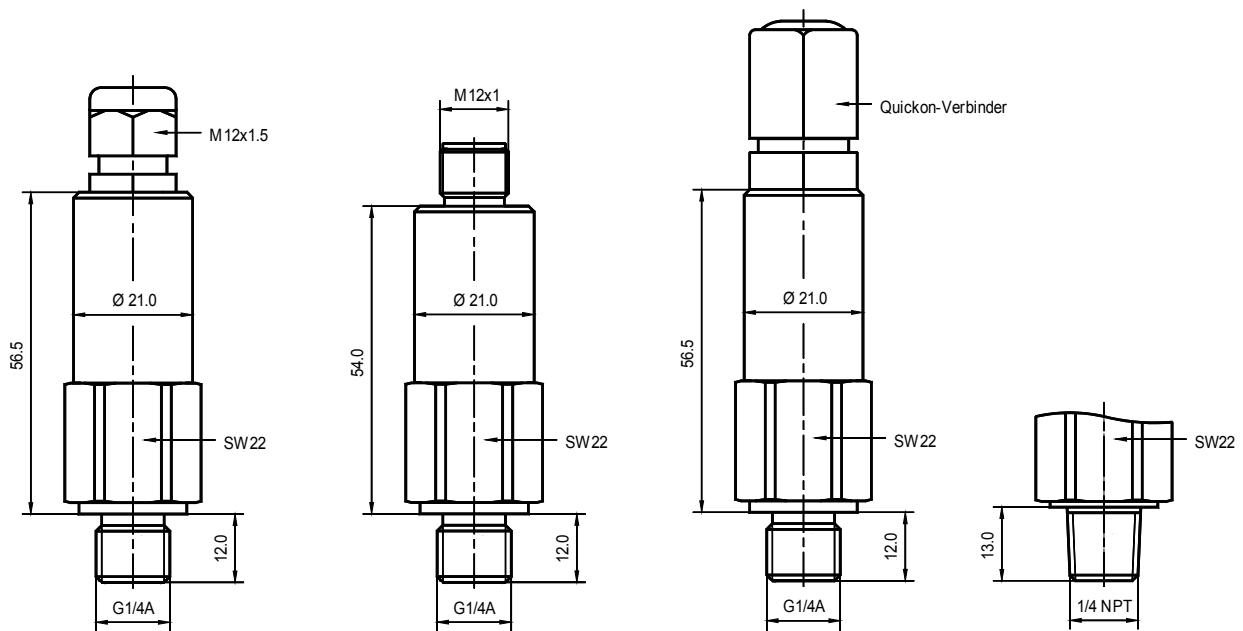
Electrical connection

- A M12x1, 4 pin connector
- C 1m cable
- F Quickon-connector
- 9 other, on request

Special versions

P9 - [] - [] [] [] 0

Dimensions (mm)



Electrical connections

Quickon-connector



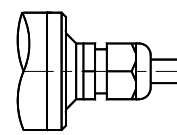
4...20 mA 2-wire
PIN1 Signal +
PIN2 Signal -

M12x1, 4 pin connector



4...20 mA 2-wire
PIN1 Signal +
PIN3 Signal -

Cable connection IP 68



4...20 mA 2-wire
brown Signal +
white Signal -

Modifications reserved without notice, 02.10